



Your Beginner's Guide To Dental Implants

Table of Contents

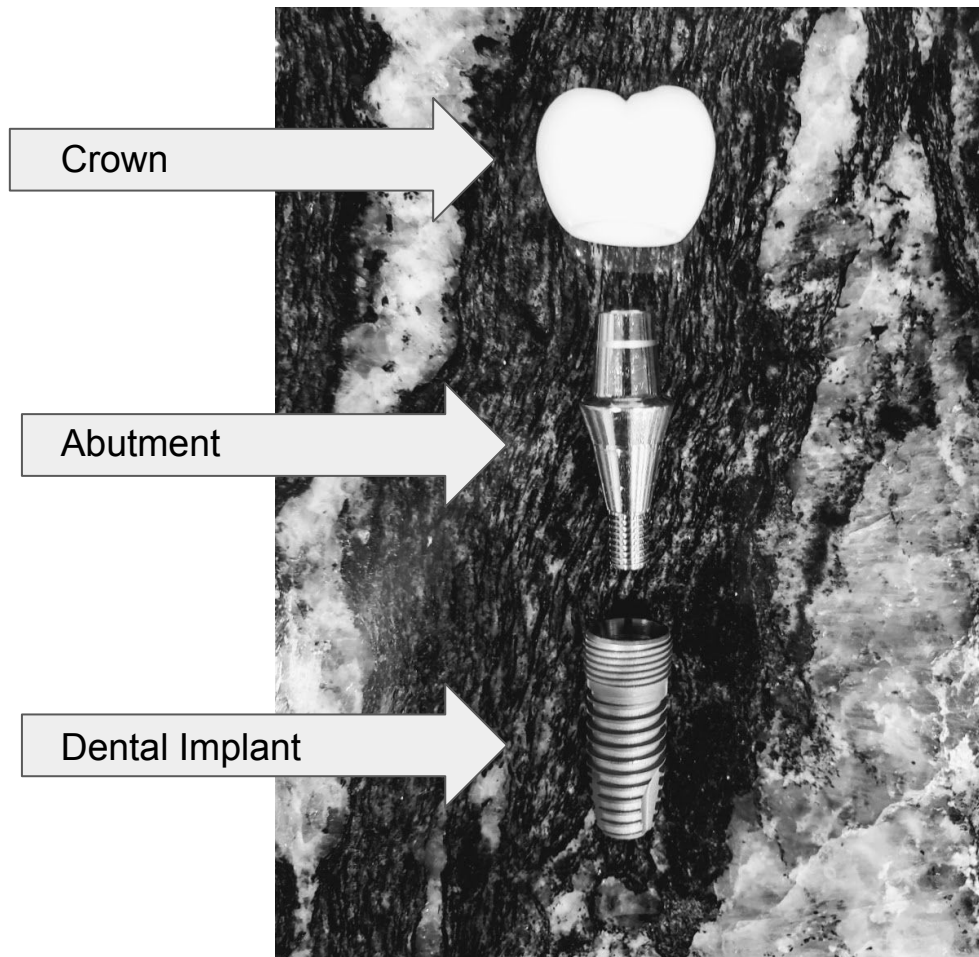
What are Dental Implants?	1
Why do I need a Dental Implant?	2
What are Dental Implants made of?	3
How long will it take me to heal?	4
Does it hurt?	4
How long does the procedure take?	4
What is bone grafting?	5
How long until I can eat?	6
How long do I have to go with missing teeth?	7
Mini or Standard Dental Implants?	8
General Dentist or Surgeon?	9
What if my Dental Implant fails?	10
Can Implants support my dentures?	11
What exactly happens at a consult?	12
Ok, I'm intrigued, what's next?.....	13
What do Buffalo Dental Implant patients say?.....	14

What are Dental Implants?

A Dental Implant is a prosthetic device that is made to replace the root of a tooth and support a tooth replacement crown.

A titanium post with a raised helical edge (in simple English, it looks like a screw) is placed into the area of a missing tooth. The helical edge (screw part) is placed into the bone of your jaw where your tooth root used to be.

A very common misconception is that an Implant includes the visible part above the gumline that is your new tooth. The top, white “tooth” piece is actually called a crown. The part that connects the crown to the Implant is called an abutment.



Why do I need a Dental Implant?

One of the biggest reasons most people choose to get Implants is their appearance. They want to smile without people noticing a missing tooth.

Another popular reason for Implants is that people want to be able to chew properly.

There are medical reasons to get Implants beyond just how your smile looks. Even if you lose a tooth further back in your mouth and people can't see it, you should consider Dental Implants.

Dental Implants are designed to replace the root of your tooth. They are actually doing work in your mouth every day. Having an standard Dental Implant in place helps maintain bone in your jaw. Bone needs resistance to grow, or eventually your bone shrinks away. Similar to how a healthy work out at the gym encourages muscle maintenance, Implants and your natural tooth roots encourage bone preservation.

Another reason to replace missing teeth is that the surrounding teeth need something that helps them to stay in place. If a gap remains in your mouth, the teeth next to the gap start to tilt into the gap and the tooth or teeth opposite (top or bottom) can actually start growing out because there is no opposing resistance.



What are Dental Implants Made of?

Buffalo Dental Implant uses only titanium Implants that are made in the USA. Titanium is an inert metal that is extremely strong and is also compatible with body tissue.

This means that your body won't reject the metal once placed in your mouth. The helical edges along with highly studied microscopic surfaces of the Implant (the part that looks like a screw) offer your body the ridges that your natural bone will grow into and help lock the Implant in place, most often for a lifetime.



How long does it take to heal?

This is dependant on where you have your Implant placed and whether you choose a surgeon to place the implants.

For example, at Buffalo Dental Implant, Dr. Farber can place your Implant (in most situations) on the same day that an extraction is done. Because Dr. Farber stays up on the newest technologies available, and because he is a specialized surgeon, he can even do any necessary bone grafting at the time of Implant placement. This reduces healing time substantially and reduces procedure time by months.

Our body's bone does take time to heal naturally, and we typically give the Implant 12 weeks to heal before we place the permanent crown. There are many people (depending on your own bone quality) that can be candidates for an Accelerated Healing Implant(s) which can be set, healed and have the crown placed within 2 weeks. You will have your temporary tooth in place until this time so you never have to go without a tooth. There are even exceptions to this that may allow crown placements at the same time that your implant is placed. This can be determined at your consultation.

Does it hurt?

When Implants are placed with surgical accuracy, there is much less pain than most people think. So often we hear, "Is that it?" when Dr. Farber is finished with their Implant placement. If post operative instructions are followed, many patients can go to work right after surgery.

For those who are worried about post surgical pain, we can prescribe medications that can help. We also understand *dental anxiety*. Dr. Farber can prescribe medications to be used *during* the procedure that will relax you thoroughly and make the entire process feel very easy.

How long does the Implant placement take?


Dr. Farber can usually extract a damaged tooth and replace it with an Implant in less than 20 minutes. You will be given a clear expectation at your personal consult.

What is bone grafting?

Don't let bone grafting make you nervous. Bone grafting is simply the placement of inert bone cell tissue into the site of an Implant placement. This is done (when needed) to make sure the body has a leg up on healing and holding the Implant in place.

The bone graft material is sterile and safe. Dr. Farber gently places and sculpts this material into areas where you have any missing bone. Your body's bone cells recognize this as bone tissue and your cells adhere to it and grow solid new bone. The bone graft serves as a type of "scaffold" to support new bone growth while enhancing your bone's ability to support your Implant.

It's sterile, painless, and is used only when necessary to help your body heal.



This is an example of one of our bone grafting materials.

How Long Until I Can Eat?

We give you a complete guide to post surgical care. And yes, you can eat regular foods the same day.

We do advise you to avoid nuts and seeds for a few days. We also advise you not to chew directly on top of the Implant site.

Go ahead and eat!

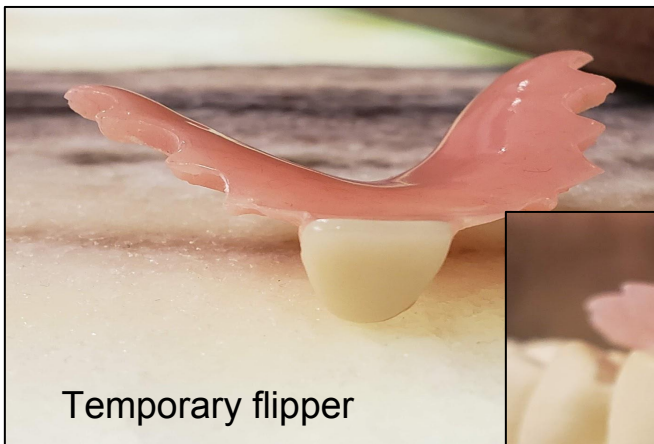


How long do I have to go without a tooth/teeth?

Zero days. We make a temporary prosthetic for you prior to your day of surgery called a flipper. This goes in place before you walk out the office door. So you never need to have anyone see that your tooth is missing. Your temporary crown (flipper) is made with custom impressions to match the shape and color of your existing teeth.

In some cases we can place a temporary crown directly on the Implant immediately after Implant placement. This eliminates the need for a flipper. During your consult, you will find out which of these options is available to you. Either way, you will have a temporary tooth in place the same day.

Once your Implant is healed, you can have your permanent crown placed.



Mini or Standard Dental Implants?


Dr. Farber primarily uses standard Dental Implants because of the superior statistical success rates. Standard Dental Implants placed by a surgeon have only a 1 in 100 chance of failing. Mini Dental Implants have a 1 in 12.5 chance of failing. Although not often used, Mini Dental Implants may be used for very specific applications.

Mini Dental Implants were originally designed for use as temporary anchors for orthodontics (braces) and as temporary prosthetics in some advanced cases. There are dentists that have embraced them for use as permanent Implant substitutes because they claim them to be “less invasive” and they could place a crown on the same day. Literature and studies only recommend Minis for limited application.

Mini Dental Implants are smaller and thinner. As discussed on page 1, Implants are supposed to replace the root of the missing tooth. Mini Dental Implants are too small to do this.

Common issues include Mini Implants breaking, or the need for 2 or more Mini Implants to replace 1 standard Implant. Mini Implants should be the exception and not the rule.

When should Mini Dental Implants be used? Minis can be used to replace significantly smaller teeth (when a standard just wouldn't fit) or to help retain dentures where there is excessive bone loss and medical compromise.



Mini Dental Implants do not provide the same strength and support as a standard Dental Implant.

General Dentist or Surgeon?

In many situations, a **general dentist** could place an Implant.

There are big advantages, though, to having a **surgeon**, like Dr. Farber, place your Implants. A surgeon's success rate for implant placement is 99%* versus a general dentist's success rate of 81.3%*.

Because Dr. Farber places numerous Implants every day, he is prepared for the occasional "what if" that a general dentist may not be prepared for. He has the tools, knowledge and experience to deal with anything that can occur.

Dr. Farber's experience allows him to move through the procedures faster which reduces discomfort, chair time and healing time.

Buffalo Dental Implant pricing is competitive in the market and the price does not increase because a surgeon is placing your Implant. In many cases our fees are lower because it takes Dr. Farber much less time than it takes a general dentist to place an Implant.

Our office is also where many dentists send their patients for Implant placements when they want to ensure their patients are getting the very best.




* Visit <https://www.minidentalimplantsinfo.com/about> for more statistics

What if my Implant fails?

As in life, nothing is 100% perfect. Even with the best planning in place, things can fail. Should your Implant fail, Dr. Farber will diagnose and review your case with his periodontal team to find the probable cause for the failure and will do everything in his power to replace the Implant at no additional charge.

Should the very rare situation occur where you are just not able to have an Implant, we will discuss other options with you to give you the best results possible.



Can Implants Support my Dentures?

They sure can. Dr. Farber has thousands of patients wearing Implant supported dentures and has developed a line of these devices called Confi-Dents.

As Implant supported dentures (or hybrids), Confi-Dents don't slip out when you're talking. They reduce painful rubbing against your gums. They allow you to eat the foods that you used to love again. Depending on the design you choose, they can be secured permanently or be removable. Either way, you can wake up with teeth in your mouth.

Implant supported teeth will change your life.

Confi-Dents will:

- Give you a more youthful appearance by improving your jawline and the areas around your mouth.
- Give you the ability to chew into foods like steak, carrots, apples and corn-on-the-cob again.
- Help you retain your natural jawbone much more than traditional dentures can (Buffalo Dental Implant can explain how this works in your free consultation).
- Eliminate the need for goopy denture adhesive.
- Allow you to fully taste your food again, because the roof of your mouth won't be covered.
- Allows you to wake up with teeth in your mouth.

Confi-Dents Implant supported dentures are:

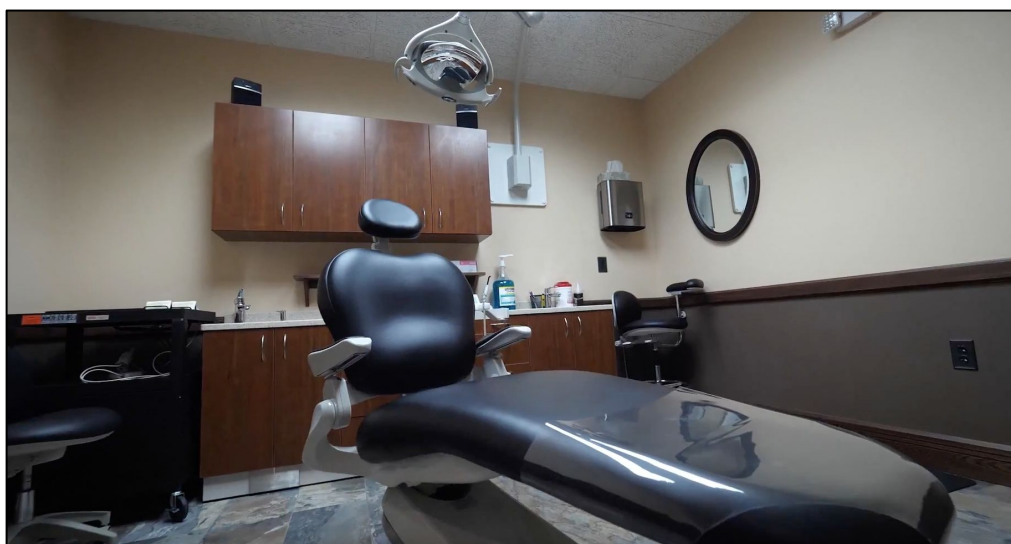
- Made in the USA using strong materials that won't affect your health.
- Able to give you back the confidence to smile again. No more worrying about people looking at your teeth.
- Strong enough to let you eat healthy, fresh and crunchy foods.
- Easy to take care of and clean.

What exactly happens at a consult?

You will be greeted at your private consultation by our Implant Coordinator. He/She will ask relevant questions, review your oral history, examine your mouth, and take any x-rays or diagnostics needed (also for free). Dr Farber will then be able to present to you all of the options that are viable for your case and how much each option will cost. All treatment plans are based off of what your particular needs and wants include. Dr. Farber believes that every patient should have several options to choose from based on budget and what is important to them.

If you decide to move forward, we will take impressions needed for temporary (or “flipper” teeth - see page 8).

If you aren't ready to decide, that's ok! There is no obligation to move forward. You'll just have a great understanding of what your choices are. We'll be here when you're ready.



Ok, I'm intrigued. What's next?

It's pretty easy. Just contact us and ask for your free and private consultation. (716) 882-3777 or visit us online at BuffaloDentalImplant.com.

Your consult is your first appointment. Your temporary teeth impressions may be done at this appointment if you decide you're ready to move forward.

The next appointment after your consult is your procedure day. Your extraction and Implant placement occur at this appointment and you will get your temporary teeth (see page 8) to disguise the missing tooth area.


(Note, if you're an Accelerated Healing Implant patient, you will skip the next appointments and move right to crown placement in approximately two weeks)

5-6 weeks later is your tap test, which is a ten minute appointment. We test the sound, or resonance, of your implant by tapping lightly on the Implant. This allows us to confirm proper healing.

At 12 weeks or so, you have a 2nd healing test. This is also a quick appointment where we check for completed healing.

You are then cleared for your crown placement. At this point, you will either return to your general dentist if you were referred to us, or one of the general dentists on our staff will take impressions for your permanent tooth/teeth.

In 1 or 2 weeks after that - your new tooth (teeth) is permanently placed! Your flipper can move to your dresser drawer as a happy memory and you are officially "good to go".



As each individual is different, the a in your healing process. Delays may be encountered and cannot be pre they are deemed necessary for your health and healing. Please use the above as a guideline.

What do Buffalo Dental Implant Patients say?

New Review

DR. FARBER IS A ROCK STAR! AFTER A DIFFICULT 10 YEARS WHEN I COULDN'T AFFORD DENTAL WORK, MY DENTAL NEEDS WERE ENORMOUS AND EMBARRASSING. DR. FARBER GAVE NO CRITICISM. HE HAS PROVIDED UNDERSTANDING, ENCOURAGEMENT, COMPASSION, SUPERIOR WORK, AND ALL THE RIGHT SOLUTIONS - NOT SURPRISING IF YOU READ HIS RESUME. HE'S THE BEST THERE IS! AND I'M FOREVER GRATEFUL TO HIM AND HIS WONDERFUL STAFF. ANYONE WHO WANTS THE BEST DENTAL CARE AVAILABLE NEEDS TO MAKE DR. FARBER THEIR NUMBER ONE CHOICE.

Becky M (healthgrades review)

Another
5 Star Review!

Years of not being comfortable enough to actually smile, going through countless infected teeth problems, not being able to enjoy food, due to a

Reviews

Feedback

I absolutely love Dr. Farber. He put
... as soon as I met
... matter every person I
... y kind and most helpful.

nt Feedback Form

Buffalo Dental Implant

Reviews

I am not a person to write a review as EXCELLENT unless it is EXCELLENT!! Dr. Farber and his amazing staff have finished implant #4 on me. My teeth are very important to me and Dr. Farber is the only one I trust when it comes to implants! Before each procedure, they explain in detail the procedure and costs involved. My first experience was approximately 20+ years ago. A fine line undetected crack caused infection and bone loss. Dr. Farber built up and repaired pain free!! That implant is still there and strong as ever!! As I have a phobia for needles, I must say, I am most relaxed in his care when receiving any injections needed. I had minimal swelling and no need for pain meds other than maybe a motrin!! He will give you his personal cell phone number if for any reason you need to contact him. His clerical staff will fit you in for an emergency as best they can!! Along with Dr. Farber, he has an amazing..well trained staff from assistants to clerical! They must be happy working there, because I have only experienced nice, happy employees! This makes the entire procedure easier to handle! No, I am not a personal friend of any one there, but yes I consider them my friends now! Soooo pleased, I have had the last 3 implants placed by Dr. Farber... and STILL remain pleased with all! I like to smile...a lot! Thank you Dr. Farber and entire staff!!

MaryRose D. - Google Review

Buffalo Dental Implant

Reviews

Buffalo Dental

I would and I have recommended this to others. The Dr. Farber and staff are extremely professional and very friendly too. Subsequent years of substandard dentistry, I'm confident Buffalo Dental Implant providers use the best dental techniques and practices to treat dental needs.

Kathleen H. Patient Feedback Form

Reviews

"Without a doubt this is one of the best run Dr. offices I have ever been to. Clean / efficient and friendly! Back when I had original consultation ~3 years ago Dr. Farber told me the game plan. He said if you do your part and we do ours, you shouldn't need surgery. If down the road you did, it would be the last resort. Dr. Farber was my second opinion and was exactly what I needed to hear. He saved me thousands of dollars!"

Brighter Anonymous Feedback

Buffalo Dental Implant

Everybody from the time we walked in were so helpful and friendly! Dr Farber and his assistant could not have been more informative and answered my questions thoroughly! Made a difficult morning easier to get through!

Anonymous - Patient Review

Buffalo Dental Implant

New Review

ALWAYS CUSTOMER
CENTERED. ALL OF THE
STAFF ARE PLEASANT
AND COURTEOUS, AS
WELL AS COMPETENT
AND PROFESSIONAL.

James L. Patient Feedback